

MONTHLY REPORT OF DISBURSEMENTS
For the month of October 2021

Department: Department of Science and Technology (DOST)
Entity Name: PHILIPPINE SCIENCE HIGH SCHOOL - MIMAROPA REGION CAMPUS
Operating Unit: MIMAROPA Region Campus
Organization Code (UACS): 1901609015

Funding Source Code (as clustered): 01- Regular Agency Fund
(e.g. UACS Fund Cluster: 01- Regular Agency Fund, 02- Foreign Assisted Projects Fund, 03- Special Account- Locall Funded/Domestic Grants Fund, etc.)

PARTICULARS	CURRENT YEAR BUDGET					PRIOR YEAR'S BUDGET											SUB-TOTAL	TRUST LIABILITIES				GRAND TOTAL					Remarks	
	PS	MOOE	Fin. Exp	CO	TOTAL	PRIOR YEAR'S ACCOUNTS PAYABLE					CURRENT YEAR'S ACCOUNTS PAYABLE							TOTAL	PS	MOOE	CO	TOTAL	PS	MOOE	Fin. Exp	CO		TOTAL
						PS	MOOE	Fin. Exp	CO	11=(7+8+9+10)	PS	MOOE	Fin. Exp	CO	Sub-Total	16=(12+13+14+15)												
1	2	3	4	5	6=(2+3+4+5)	7	8	9	10	11	12	13	14	15	16	17	18	19	20	21	22	23	24	25	26	27	28	
CASH DISBURSEMENTS																												
Notice of Cash Allocation (NCA)	1,662,496.56	2,915,552.20		2,650,978.43	7,229,027.19	-	-	-	-	-	-	7,499.06	-	-	7,499.06	7,499.06	7,236,526.25	-	-	-	-	1,662,496.56	2,923,051.26	-	2,650,978.43	7,236,526.25		
MDS Checks Issued	159,142.82	1,495,431.37	#	1,576,073.91	3,430,648.10	-	-	-	-	-	-	7,499.06	-	-	7,499.06	7,499.06	3,438,147.16	-	-	-	-	159,142.82	1,702,930.43	-	1,576,073.91	3,438,147.16		
Advice to Debit Account	1,503,353.74	1,220,120.83	#	1,074,904.52	3,798,379.09	-	-	-	-	-	-	-	-	-	-	-	3,798,379.09	-	-	-	-	1,503,353.74	1,220,120.83	-	1,074,904.52	3,798,379.09		
Notice of Cash Allocation (NTA)	-	-		-	-	-	-	-	-	-	-	-	-	-	-	-	-	-	-	-	-	-	-	-	-	-		
MDS Checks Issued	-	-		-	-	-	-	-	-	-	-	-	-	-	-	-	-	-	-	-	-	-	-	-	-	-		
Advice to Debit Account	-	-		-	-	-	-	-	-	-	-	-	-	-	-	-	-	-	-	-	-	-	-	-	-	-		
Working Fund For FAPs	-	-		-	-	-	-	-	-	-	-	-	-	-	-	-	-	-	-	-	-	-	-	-	-	-		
Cash Disbursement Ceiling (CDC)	-	-		-	-	-	-	-	-	-	-	-	-	-	-	-	-	-	-	-	-	-	-	-	-	-		
TOTAL CASH DISBURSEMENTS	1,662,496.56	2,915,552.20		2,650,978.43	7,229,027.19	-	-	-	-	-	-	7,499.06	-	-	7,499.06	7,499.06	7,236,526.25	-	-	-	-	1,662,496.56	2,923,051.26	-	2,650,978.43	7,236,526.25		
NON-CASH DISBURSEMENTS																												
Tax Remittance Advices Issued (TRA)	177,000.00	30,984.87		91,850.49	299,835.36	-	-	-	-	-	-	499.94	-	-	499.94	499.94	300,335.30	-	-	-	-	177,000.00	31,484.81	-	91,850.49	300,335.30		
Non-Cash Availment Authority (NCAA)	-	-		-	-	-	-	-	-	-	-	-	-	-	-	-	-	-	-	-	-	-	-	-	-	-		
Disbursement effected through outright deduction from claims (please specify...)	-	-		-	-	-	-	-	-	-	-	-	-	-	-	-	-	-	-	-	-	-	-	-	-	-		
Overpayment of expenses (e.g. personnel benefits)	-	-		-	-	-	-	-	-	-	-	-	-	-	-	-	-	-	-	-	-	-	-	-	-	-		
Restitution for loss of government property	-	-		-	-	-	-	-	-	-	-	-	-	-	-	-	-	-	-	-	-	-	-	-	-	-		
Liquidated Damages and similar claims	-	-		-	-	-	-	-	-	-	-	-	-	-	-	-	-	-	-	-	-	-	-	-	-	-		
Others (TEF, BTr Documentary Stamp Tax, etc.)	-	-		-	-	-	-	-	-	-	-	-	-	-	-	-	-	-	-	-	-	-	-	-	-	-		
TOTAL NON-CASH DISBURSEMENTS	177,000.00	30,984.87		91,850.49	299,835.36	-	-	-	-	-	-	499.94	-	-	499.94	499.94	300,335.30	-	-	-	-	177,000.00	31,484.81	-	91,850.49	300,335.30		
GRAND TOTAL	1,839,496.56	2,946,537.07		2,742,828.92	7,528,862.55	-	-	-	-	-	-	7,999.00	-	-	7,999.00	7,999.00	7,536,861.55	-	-	-	-	1,839,496.56	2,954,536.07	-	2,742,828.92	7,536,861.55		

MONTHLY REPORT OF DISBURSEMENTS
For the month of October 2021


Department: Department of Science and Technology (DOST)
Entity Name: PHILIPPINE SCIENCE HIGH SCHOOL - MIMAROPA REGION CAMPUS
Operating Unit: MIMAROPA Region Campus
Organization Code (UACS): 1901609015


Funding Source Code (as clustered): 01- Regular Agency Fund
(e.g. UACS Fund Cluster: 01- Regular Agency Fund, 02- Foreign Assisted Projects Fund, 03- Special Account- Locall Funded/ Domestic Grants Fund, etc.)


PARTICULARS	CURRENT YEAR BUDGET					PRIOR YEAR'S BUDGET											SUB-TOTAL	TRUST LIABILITIES				GRAND TOTAL					Remarks
	PS	MOOE	Fin. Exp	CO	TOTAL	PRIOR YEAR'S ACCOUNTS PAYABLE				CURRENT YEAR'S ACCOUNTS PAYABLE				TOTAL	PS	MOOE		CO	TOTAL	PS	MOOE	Fin. Exp	CO	TOTAL			
						PS	MOOE	Fin. Exp	CO	PS	MOOE	Fin. Exp	CO												Sub-Total		
1	2	3	4	5	6=(2+ 3+4+5)	7	8	9	10	11=(7+ 8+9+10)	12	13	14	15	16=(12+ 13+14+15)	17=(11+16)	18=(6+17)	19	20	21	22=(19+20+21)	23	24	25	26	27=(23+24+25+26)	28

SUMMARY:				Total Disbursements Program			
	<u>Previous Months</u>	<u>This Month (October)</u>	<u>As of Date</u>	<u>Previous Months</u>	<u>This Month (October)</u>	<u>As of Date</u>	
Total Disbursement Authorities Received	80,506,201.42	10,502,335.30	91,008,536.72	127,136,415.00	16,452,769.00	143,589,184.00	Total Disbursements Program
NCA	74,850,278.00	10,202,000.00	85,052,278.00	80,498,787.38	7,536,861.55	88,035,648.93	Less: * Actual Disbursements
NTA	989,850.00	-	989,850.00	46,637,627.62	8,915,907.45	55,553,535.07	(Over)/Under spending
Working Fund							
TRA	4,666,073.42	300,335.30	4,966,408.72				
CDC							
NCAA							
Others (CDT, BT, Docs Stamp, etc.)							
Less: Notice of Transfer Allocations (NTA)* issued	-	-	-				
Total Disbursements Authorities Available	80,506,201.42	10,502,335.30	91,008,536.72				
Less: Lapsed NCA	7,414.04	-	7,414.04				
Disbursements **	80,498,787.38	7,536,861.55	88,035,648.93				
Less: Other Non-Cash Disbursements							
Disbursements effected through outright deductions from claims							
Overpayment of expenses (e.g. personnel benefits)							
Restitution of loss of government property							
Liquidated Damages and similar claims							
Others (TEF, BT, Documentary Stamp Tax, etc.)							
Add/Less: Adjustments (e.g. cancelled/staled checks)							
Balance of Disbursements Authorities as of date	-	2,965,473.75	2,965,473.75				

Notes: The use of NTA is discouraged
* Amounts should tally
** Amounts should tally with the grand total disbursements (column 27)

Certified Correct:

IVY MAY E. FAMATIGA
ACCOUNTANT II
11/8/2021

Recommending Approval by:

MERLUM F. FALLAR
FAD-CHIEF/FAO V
11/8/2021

Approved By:

EDWARD C. ALBARACIN
DIRECTOR III
11/8/2021